

MANITOU BUGGISCOPIC



WINCHESTER

SALISBURY

SOUTHAMPTON

01962 851155

01722 341155

02380 667666

Suppliers of Plant & Access Hire Equipment

BTI 220 - BTI 225 : 2 wheel drive
BT 420 - BT 425 : 4 wheel drive

BTI 225 - BT 425 : 2500 kg
With integral industrial carriage

BTI 220 - BT 420 : 2000 kg
With quick fitting carriage



Lifting capacity

at 500 mm from forks heels :
 BTI 220 - BT 420 :2000 kg
 BTI 225 - BT 425 :2500 kg
 Tipping load at maximum reach :1030 kg
 Tear out force with toothed digging bucket to
 ISO 8313-1986 with tilting ram.....3430 kg



Lifting height :4,00 m
Times : unladen/loaded (in s) :
 Lifting :42/40
 Lowering :51/52
 Boom extension :15,6/14,9
 Boom retraction :25,7/26,3
 Time unladen (in s)
 Crowd3,5
 Dump3



Tyres :

Front: BTI 220/225265/70 R 19 - 5 XTA
 BT 420/42511,5/80 15,3
 Rear : BTI 220/225700 x 12 IC 40
 BT 420/42528 x 9 - 15 IC 40



Forks (mm)

Length :1100
 Width x thickness :125 X 40



Brakes

Handbrake
 Mechanical on front axle



Perkins engine

Type :104-19
 Capacity :4 cyl. - 1995 cm³
 Power (DIN 6270 B) :39 HP (28,7 kw)
 Maximum torque :119 Nm at 2200 r.p.m.
 Rated speed :2800 r.p.m.
 Water cooling



Transmission

.....hydrostatic
 Electromagnetic reversing shift
 Maximum travel speed :20,5 km/h



Hydraulics

Lifting/tilting pump
 gear type :230 bars /56,7 l/mn
 Steering pump
 gear type :140 bars /23,1 l/mn



Capacities


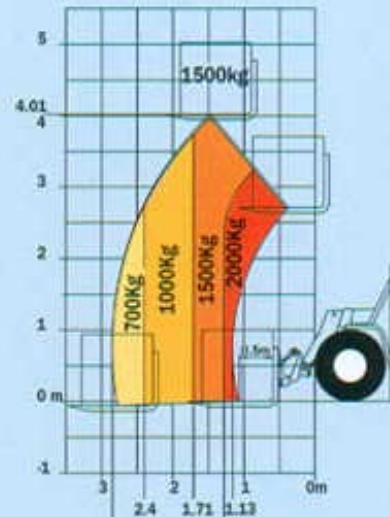
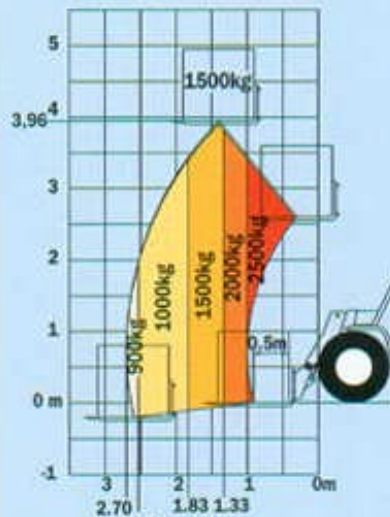
Cooling system.....8 l.
 Engine oil.....4,5 l.
 Hydraulic oil.....55 l.
 Fuel tank54 l.



Weight unladen (with forks)

Overall width
 Overall height
 Turning radius (outside wheels)
 Ground clearance
 Drawbar pull

| | BT 420 | BTI 220 | BT 425 | BTI 225 |
|---------------------------------|---------|---------|---------|---------|
| Weight unladen (with forks) | 4610 kg | 4630 kg | 4530 kg | 4550 kg |
| Overall width | 1,44 m | 1,46 m | 1,44 m | 1,46 m |
| Overall height | 1,94 m | 1,94 m | 1,94 m | 1,94 m |
| Turning radius (outside wheels) | 3,57 m | 2,92 m | 3,57 m | 2,92 m |
| Ground clearance | 0,24 m | 0,25 m | 0,24 m | 0,25 m |
| Drawbar pull | 2900 kg | 2900 kg | 2900 kg | 2900 kg |



| | BTI 220 | BTI 225 | BT 420 | BT 425 |
|----|---------|---------|--------|--------|
| A | 1100 | 1100 | 1100 | 1100 |
| B | 1800 | 1800 | 1800 | 1800 |
| C | 1070 | 896 | 1065 | 896 |
| C1 | 930 | - | 925 | - |
| D | 3540 | 3381 | 3550 | 3381 |
| D1 | 3400 | - | 3410 | - |
| E | 4640 | 4480 | 4650 | 4480 |
| F | 1190 | 1190 | 1146 | 1146 |
| F1 | 1112 | 1112 | 1112 | 1112 |
| G | 245 | 245 | 235 | 235 |
| G1 | 245 | 245 | 235 | 235 |
| G2 | 185 | 185 | 190 | 190 |
| I | 670 | 670 | 685 | 685 |
| J | 640 | 640 | 640 | 640 |
| K | 1020 | 1020 | 1020 | 1020 |
| L | 40 | 40 | 40 | 40 |
| N | 1200 | 1200 | 1180 | 1180 |
| O | 125 | 125 | 125 | 125 |
| P2 | 34° | 34° | 34° | 34° |
| P3 | 40° | 40° | 40° | 40° |
| R | 2735 | 2735 | 3435 | 3435 |
| S | 5145 | 4970 | 5830 | 5670 |
| T | 2540 | 2540 | 2565 | 2565 |
| U1 | 1940 | 1940 | 1940 | 1940 |
| U2 | 2080 | 2080 | 2080 | 2080 |
| V | 2975 | 2975 | 3675 | 3675 |
| V1 | 615 | 615 | 1570 | 1570 |
| V2 | 2915 | 2915 | 3565 | 3565 |
| W | 1460 | 1460 | 1436 | 1436 |
| Y | 107° | 107° | 107° | 107° |
| Z | 16° | 16° | 16° | 16° |

